



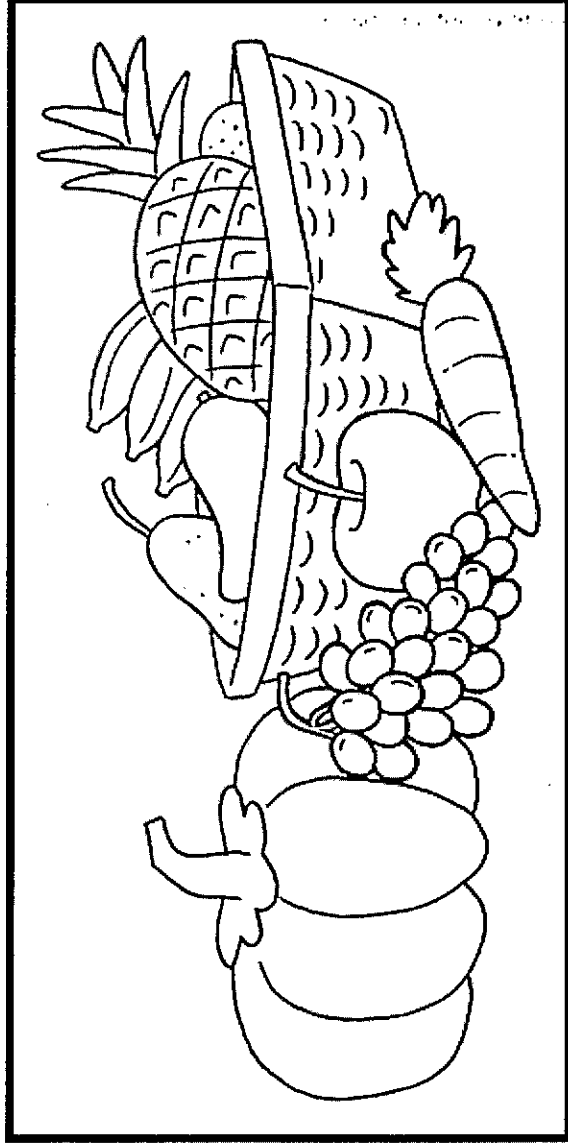

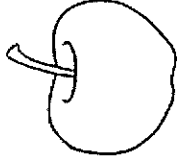
# Summer Math Packet

Kindergarten going into first

# Let's Do!

1

Look for the same things. Color.



Name: \_\_\_\_\_ Date: \_\_\_\_\_





Draw two fruits that are the same.

Name: \_\_\_\_\_



Date: \_\_\_\_\_

**3** Draw two animals that are different.




Name: \_\_\_\_\_ Date: \_\_\_\_\_

**4** What is different? Circle.



**5** \_\_\_\_\_ things are different.

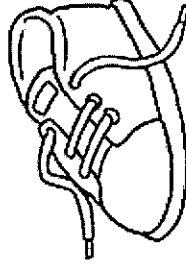
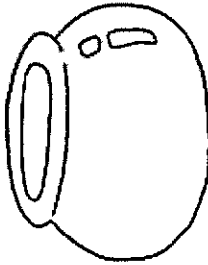

**6** Draw 5 balls.



Name: \_\_\_\_\_



Date: \_\_\_\_\_

# 7 Pair.



# 8

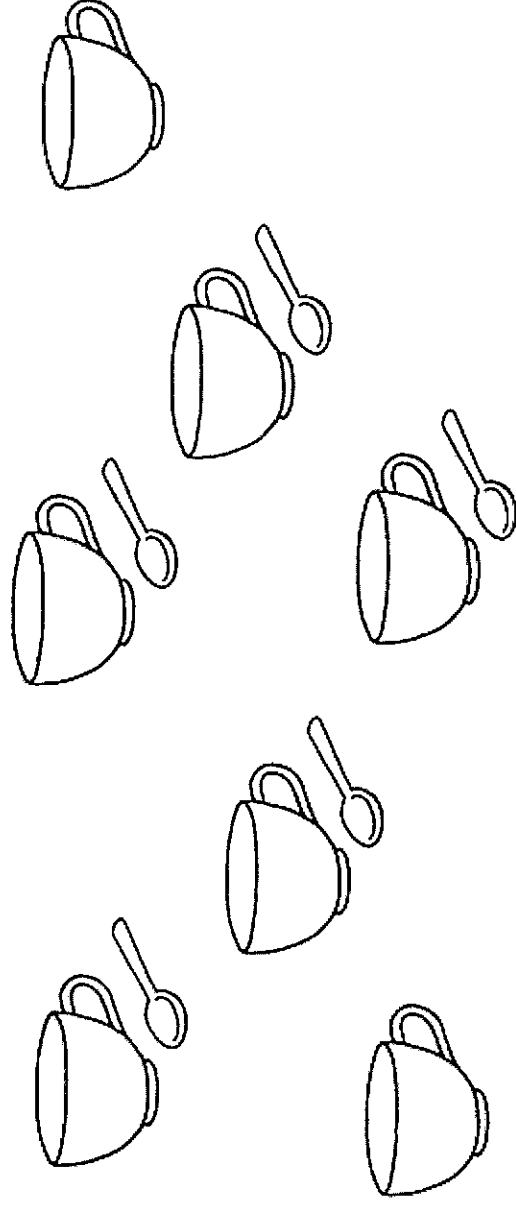
Circle the groups of 3.



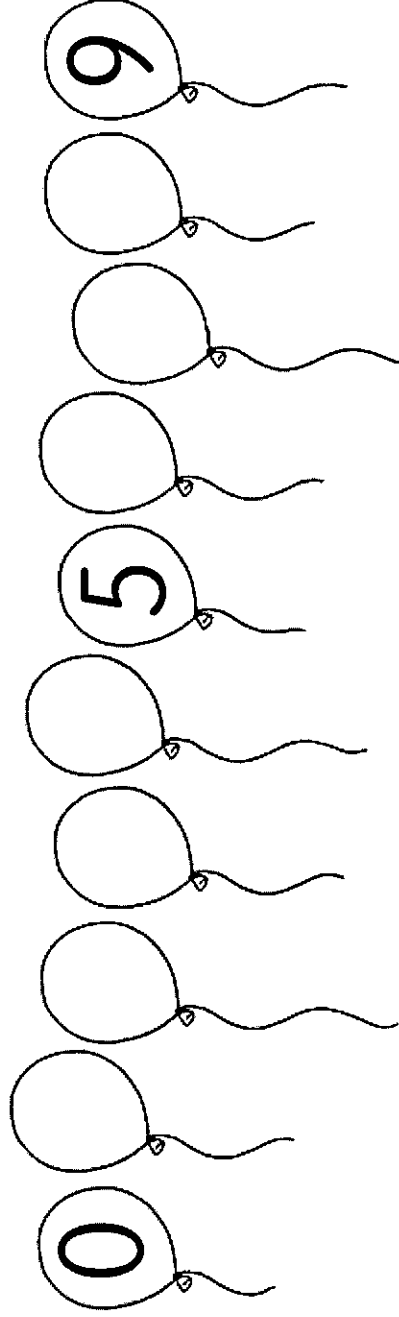
Name: \_\_\_\_\_ Date: \_\_\_\_\_



What is missing? Complete the set.



Write the missing numbers.

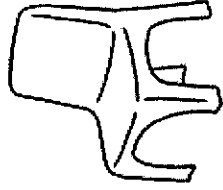
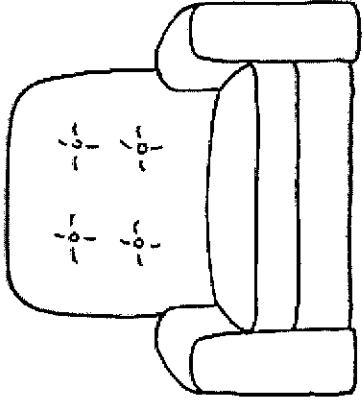
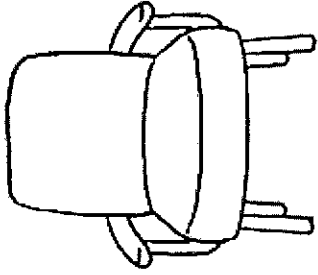


# Let's Do!

1

Circle the small chair.

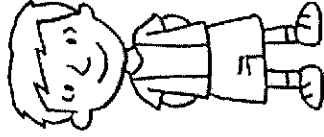
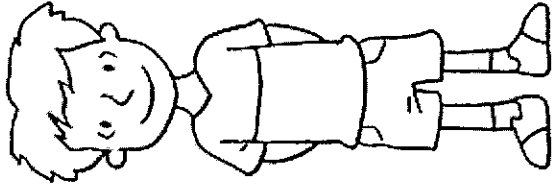
Color the big chair.



2

Circle the taller boy.

Color the shorter boy.



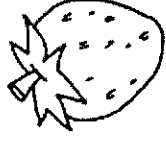



Name: \_\_\_\_\_

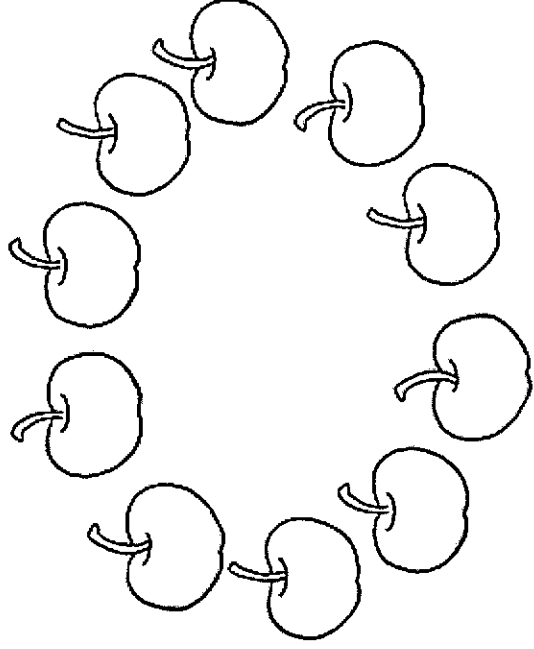
Date: \_\_\_\_\_

3

Circle the heaviest fruit.



4




There are \_\_\_\_\_ apples.

Name: \_\_\_\_\_

Date: \_\_\_\_\_

**5**



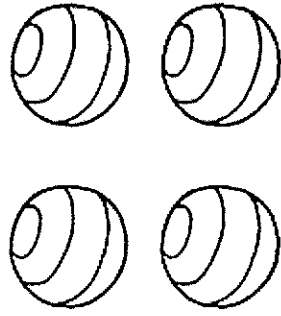





There are \_\_\_\_\_ cats.

**6**

Draw one more.

How many in all?





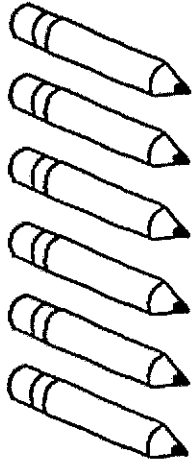
Name: \_\_\_\_\_

Date: \_\_\_\_\_



**7**

Which group has fewer than 4? Circle.

a.




b. Which group has fewer than 6? Circle.




**8**

Draw a big ball.

Draw a small ball.



Big ball






Small ball


Name: \_\_\_\_\_

Date: \_\_\_\_\_

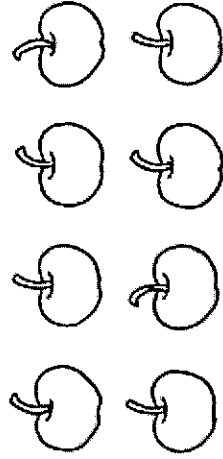
9





Each  needs a .

How many more  do we need? \_\_\_\_\_

10

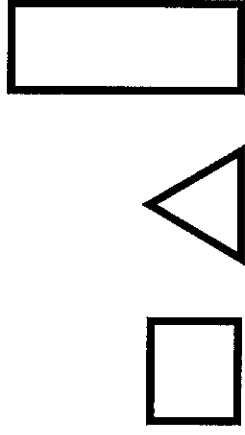
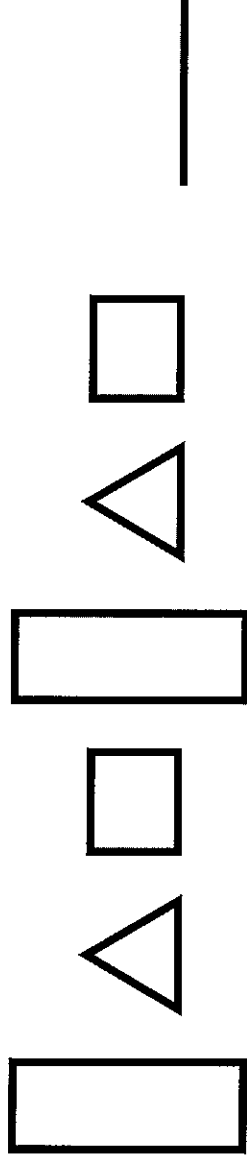


Each  wants an .

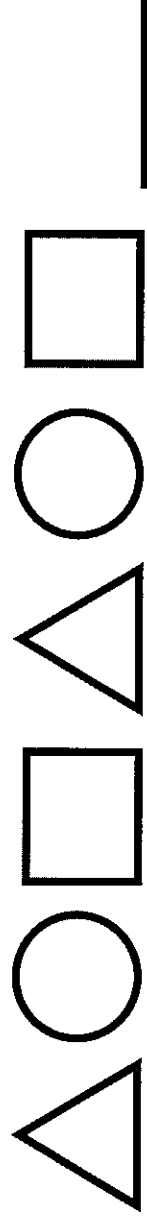
How many more  do we need? \_\_\_\_\_

## Let's Do!

- 1 What comes next? Color the shape.



- 2 What comes next? Draw the shape.



Name: \_\_\_\_\_

Date: \_\_\_\_\_

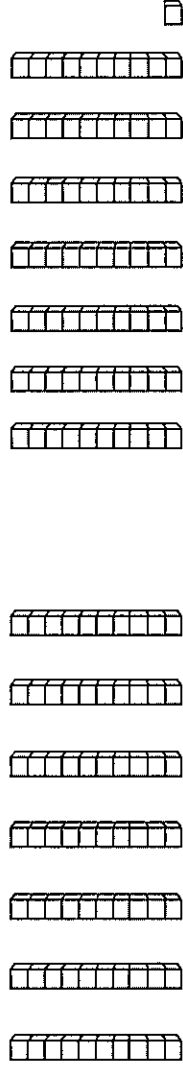
**3**

Which shows a greater number? Circle.

a.



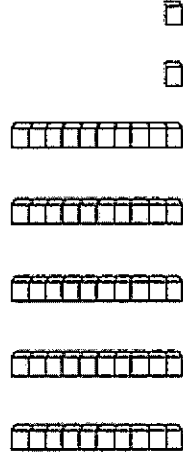
b.



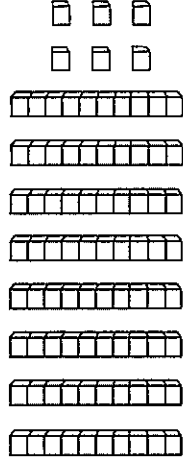
**4**

How many? Circle.

a.



b.



25

52

62

68

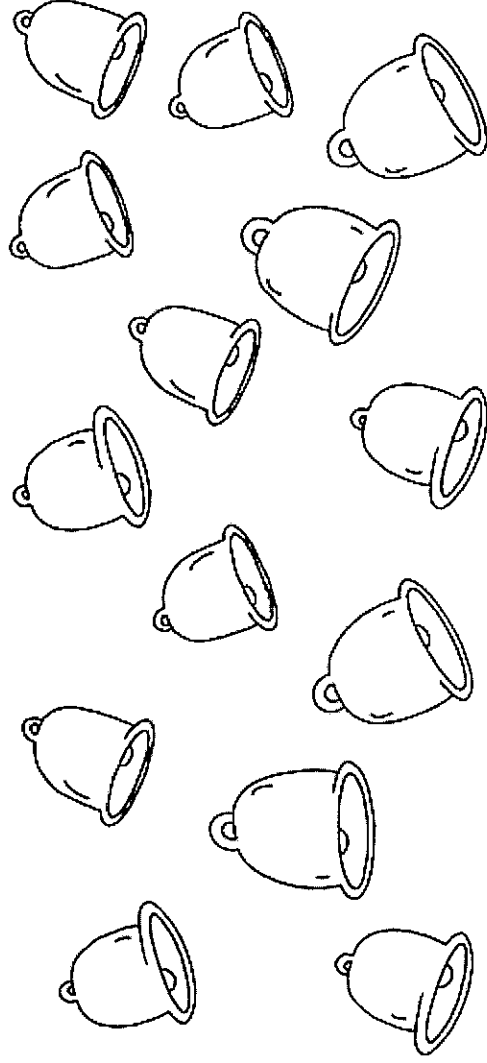
76

86

Name: \_\_\_\_\_

Date: \_\_\_\_\_


**5** Count by 2s.



How many in all? \_\_\_\_\_

**6**

Count by 5s.

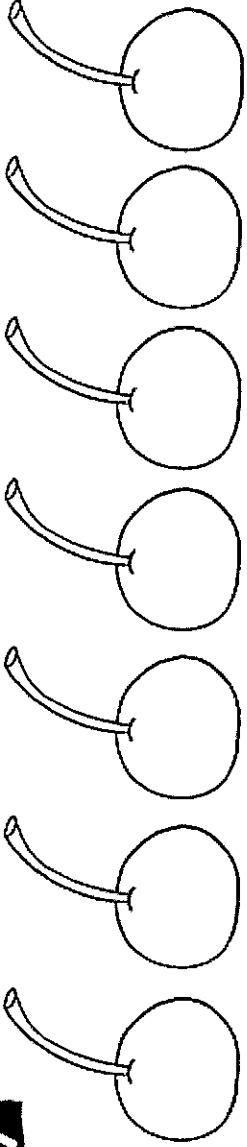


How many in all? \_\_\_\_\_

Name: \_\_\_\_\_

Date: \_\_\_\_\_

**7**



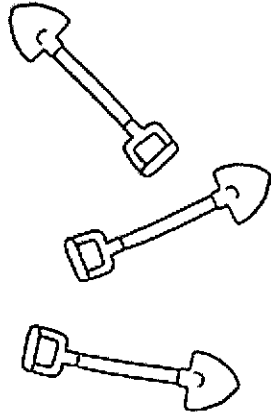
0	1	2	3	4	5	6	7	8	9	10
---	---	---	---	---	---	---	---	---	---	----

Use the number train. Add on 2 more cherries.

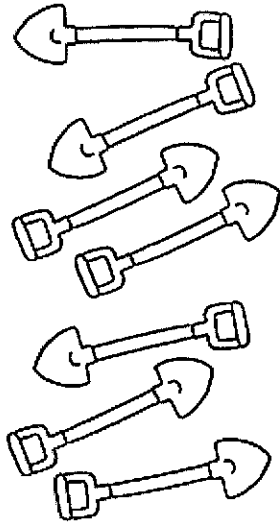
Then, there are \_\_\_\_\_ cherries in all.

**8**

How many in all? Count and circle.



and





0	1	2	3	4	5	6	7	8	9	10
---	---	---	---	---	---	---	---	---	---	----



Name: \_\_\_\_\_ Date: \_\_\_\_\_


**9** Count and write.

2 and  is \_\_\_\_\_.


7 and  is \_\_\_\_\_.

---


**10** What are your favorite fruits? Draw. Compare with a friend.



1<sup>st</sup> choice




2<sup>nd</sup> choice



3<sup>rd</sup> choice

# Let's Do!

1 Circle.



What day comes after Tuesday?


Monday

Wednesday

Thursday

2

Circle.



My birthday is in the month  
between August and  
October. Which month is  
my birthday in?

July

November

September

Name: \_\_\_\_\_

Date: \_\_\_\_\_

**3**

How many more to make 10?

Count and write.



a.



b.

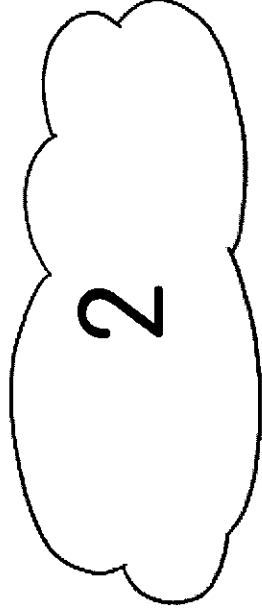
\_\_\_\_\_

\_\_\_\_\_

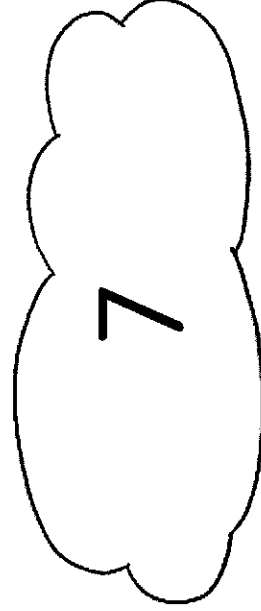
**4**

How many more to make 10? Write.

a.



b.




\_\_\_\_\_

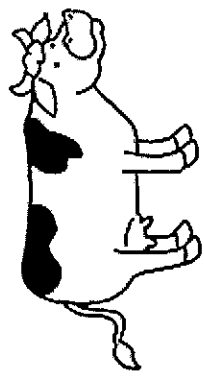
\_\_\_\_\_


Name: \_\_\_\_\_

Date: \_\_\_\_\_

5



a. How many  ? \_\_\_\_\_

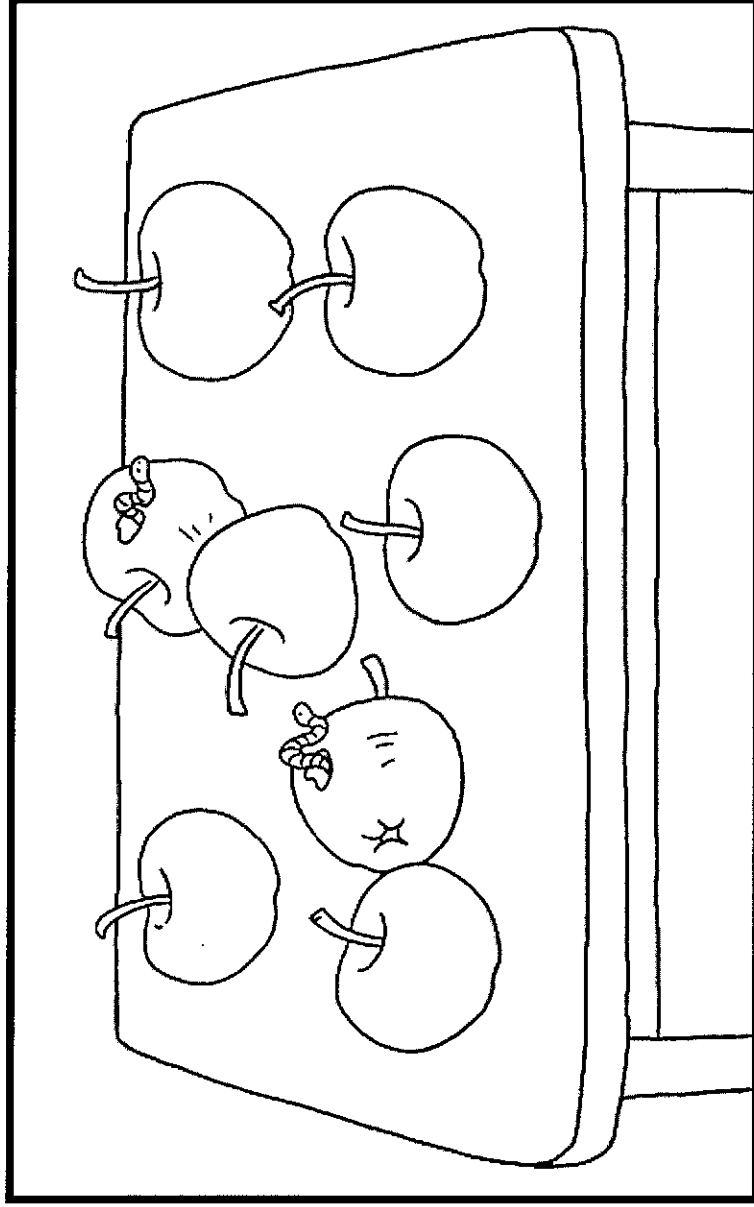
b. How many  ? \_\_\_\_\_

c. How many cows in all? \_\_\_\_\_

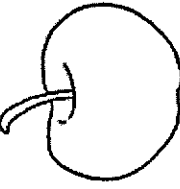
Name: \_\_\_\_\_

Date: \_\_\_\_\_

6



a. How many ? \_\_\_\_\_

b. How many ? \_\_\_\_\_

c. How many apples in all? \_\_\_\_\_

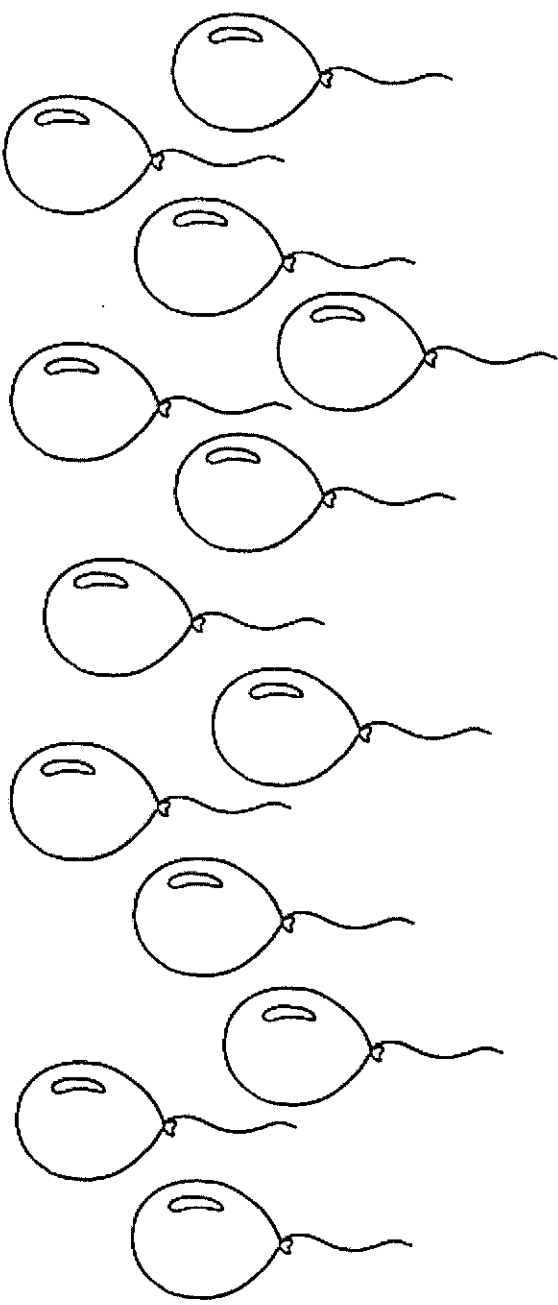
d. How many more to make 10? \_\_\_\_\_

Name: \_\_\_\_\_

Date: \_\_\_\_\_

**7**

How many? Count and circle.




12

13

14

**8**

How many? Count and write.




There are \_\_\_\_\_ rabbits in all.

Name: \_\_\_\_\_

Date: \_\_\_\_\_




How many? Count and write.



a. There are \_\_\_\_\_ .  


b. There are \_\_\_\_\_ .  






a. Count how many. \_\_\_\_\_



b. How many more to make 15? \_\_\_\_\_

# Let's Do!

1

Draw a long .

Draw a short .





Long 

Short 

2

Circle.



The frog's tongue is about  long.





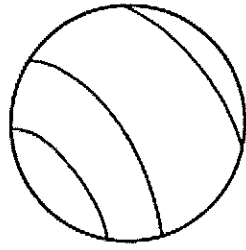
Name: \_\_\_\_\_

Date: \_\_\_\_\_

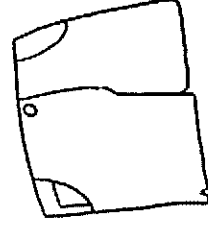

**3**

Color the item that does not belong.

a.



b.



**4**







Count and write.



and



make

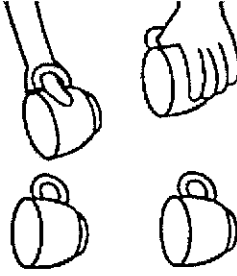
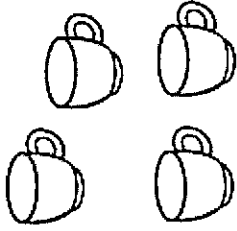


Name: \_\_\_\_\_

Date: \_\_\_\_\_

**5**

a.



There are






4 cups.

Take away

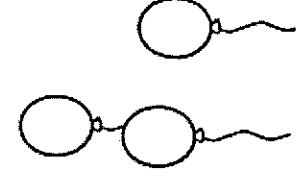
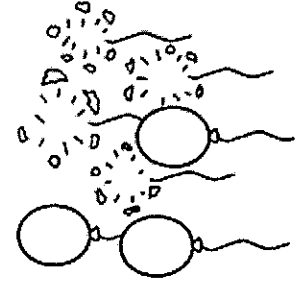
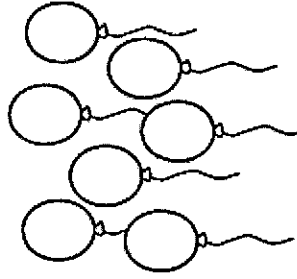
2 cups.

How many

are left?



b.



There are






7 balloons.

4 balloons

burst.

How many

are left?

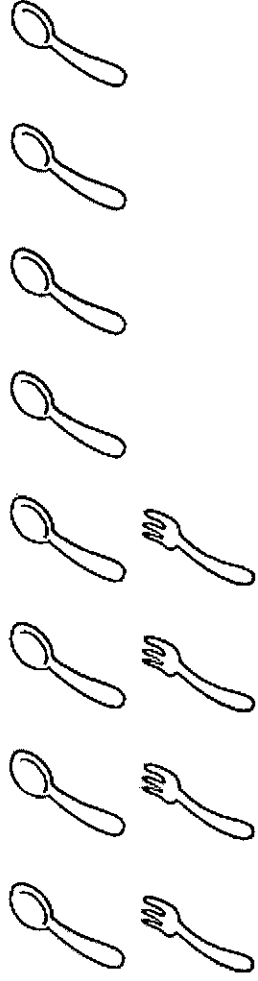



Name: \_\_\_\_\_



Date: \_\_\_\_\_

6



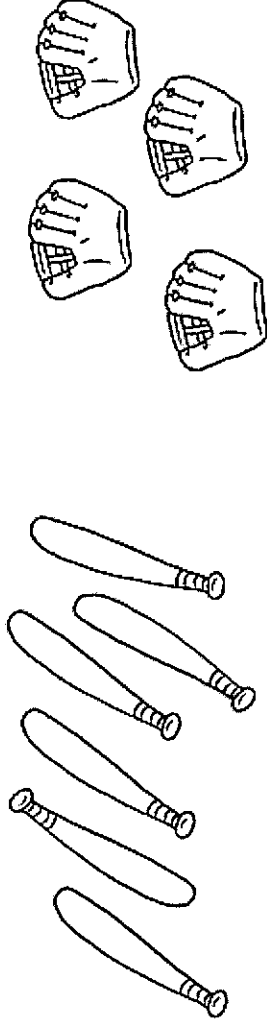
a.

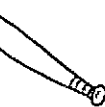


How many more  ? \_\_\_\_\_



b.



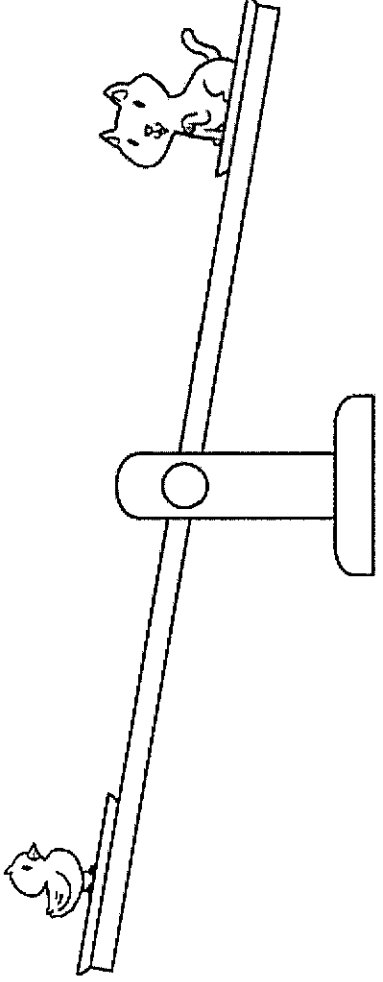
There are \_\_\_\_\_ more  .

Name: \_\_\_\_\_ Date: \_\_\_\_\_

**7**

Circle the heavier animal.

Color the lighter animal.



**8**

Circle the container that holds more.

Color the container that holds less.

