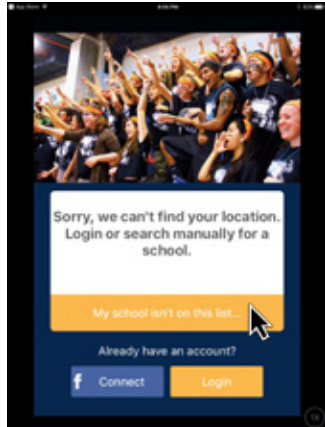


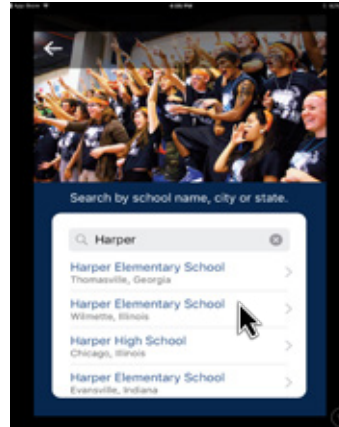
DOWNLOADING AND INSTALLING REPLAYIT



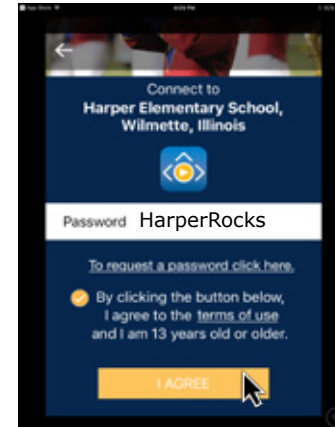
Search/Download from App Store or get link from ReplayIt.com.



Click "My School isn't on the list."

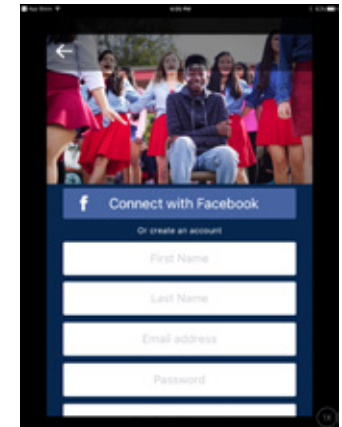


Choose Harper Elementary, Wilmette, Illinois.



Enter Password: HarperRocks
Click "I AGREE"

(You will no longer use HarperRocks once you register your account)



Enter name/email and create a password.

(Save this information)

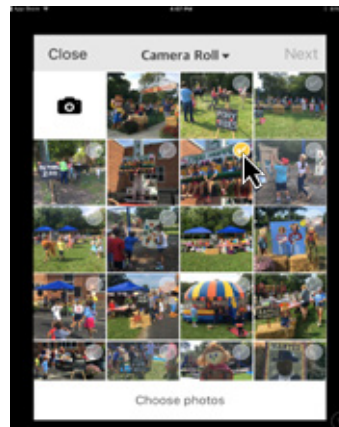
USING REPLAYIT



Open app on your device.
Login with the email and password you created.
It should say Harper School at the top of the screen.
Then click "VIEW YOUR SCHOOL'S PHOTO STREAM"

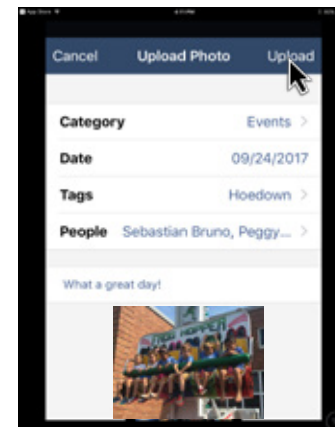


TO UPLOAD PHOTOS click "Take Photo."



You may need to "allow access" to your photos.

Select photo by clicking check mark. It will turn yellow when photo is selected.



Use drop down menu to select "Events" and tag with "Hoedown."

Under people, fill in the names of who you know (click the + to add more than one name).

You can add an optional caption.
Then click "Upload."



Your photo is now in the photo stream and available for the Yearbook editors to use.

Uploading a photo does not guarantee it will make it into the Yearbook, but the more you upload, the more we'll have to choose from.